




ST120ESO
Emergency
Shut-Off

EMERGENCY SHUT-OFF

PUSH BUTTON
PILLA MODEL SERIES

ST120ESO-Emergency Shut-Off

ST120ESO ST120ESON1 ST120ESF ST120ESOFN ST120ESOMT ST120E



**CLEAR PROTECTIVE
COVER PILCLHCOV1**

SERIES ST120ESO EMERGENCY SHUT-OFF Push Button Station
Maintained (Pull to Reset) 40mm mushroom operator is standard

[Back to List of series and information page](#)

[Back to features page](#)

See [Series PIL accessories](#) preceeding page.

ST120ESO-Emergency Shut-Off

ST120ESO-EMERGENCY SHUT-OFF

DESCRIPTION:
Maintained, push-pull mushroom operator, 40mm dia. red, with engraved white lettering: "PULL TO RESET"
Bold luminous legends.
External mounting feet top & bottom.
NEMA 4, 4X, 12.
Contact block capacity:
for standard depth 1-3 per station, for XD version 6 per station.

Pilla Electrical Products, Inc.

ST120ESOIL



ST120ESOCM



ST120ESORP

 PILNOCB	RATED OPERATIONAL CHARACTERISTICS CONFORMING TO EC/EN 60947-5-1	AC SUPPLY: UTILIZATION CATEGORY AC-15	STANDARD BLOCKS (SINGLE OR DOUBLE) WITH SCREW CLAMP TERMINALS: A600: Ue=600Vac AND Ie=1.2 A OR Ue=240 Vac AND Ie= 3 A OR Ue = 120 Vac AND Ie = 6 A CONTINUOUS THERMAL CURRENT 10 A
 PILDCB		DC SUPPLY: UTILIZATION CATEGORY DC-13	STANDARD SINGLE OR DOUBLE BLOCKS WITH SCREW CLAMP TERMINALS: Q600: Ue= 600VdC AND Ie = 0.1 A
		24 Vdc	0.5 A

PAGE 1 OF 2

AVAILABLE OPTIONS:

<p>ST120ESOGM</p> <p><i>Guard for (standard) type MP and optional suffix TW/KR/MO 40mm mushroom operator, lockable</i></p> <p>(RED METAL GUARD)</p>		<p>ST120ESO with PILCLHCOV1</p> <p><i>One Clear Hinged Cover fits all one device/push button model series and one-two device/Power Control series, provision for padlock/seal</i></p>	
<p>ST120ESOMO</p> <p><i>Momentary 40mm mushroom model</i></p>		<p>ST120ESOKR</p> <p><i>Key Release 40mm mushroom model with two keys, key required to reset.</i></p>	
<p>ST120ESOGM(y)</p> <p><i>Guard for (standard) type MP and optional suffix TW/KR/MO 40mm mushroom operator, lockable</i></p> <p>(YELLOW NONMETALLIC GUARD)</p>		<p>ST120ESOTW</p> <p><i>Maintained "TURN TO RESET" 40mm mushroom model</i></p>	
<p>ST120ESOMDCLM-30</p> <p><i>Switch 12 A @ 120V AC 10 V @ 24v DC (pilot duty-inductive loads). Start/Stop Motors: 1.5 PH @ 120V AC 3PH @ 240V AC 10A FLA/60A LRA @ 24V DC. Available in N.O. or N.C. configuration. Terminals accept up to 10 AWG wires.</i></p> <p></p>		<p>ST120ESOXD</p> <p><i>Extra depth option: Capacity 6 single pole contact block. Extra depth version type MP(standard), also available for all optional suffix TW/KR/MO.</i></p>	

		 <p>PILNCCB</p>	 <p>PILNOCB</p>	
<p>RATED OPERATIONAL CHARACTERISTICS CONFORMING TO EC/EN 60947-5-1</p>	<p>AC SUPPLY: UTILIZATION CATEGORY AC-15</p>	<p>STANDARD BLOCKS (SINGLE OR DOUBLE) WITH SCREW CLAMP TERMINALS: A600: Ue=600Vac AND Ie=1.2 A OR Ue=240 Vac AND Ie = 3 A OR Ue = 120 Vac AND Ie = 6 A CONTINUOUS THERMAL CURRENT 10 A</p>		
	<p>DC SUPPLY: UTILIZATION CATEGORY DC-13</p>	<p>STANDARD SINGLE OR DOUBLE BLOCKS WITH SCREW CLAMP TERMINALS: Q600: Ue= 600VdC AND Ie = 0.1 A</p> <table border="1" data-bbox="730 1606 1331 1627"> <tr> <td data-bbox="730 1606 1031 1627">24 Vdc</td> <td data-bbox="1031 1606 1331 1627">0.5 A</td> </tr> </table>		24 Vdc
24 Vdc	0.5 A			

[Print This Page](#)

[Back to main page](#)

[Back to List of series and information page](#)

Description				
SURFACE MOUNT	NEMA 4X	NONMETALLIC BACKBOX	(SEE SUFFIX HB)	1-6 CONTACT BLOCK CAPACITY

OPTIONS AVAILABLE	TO ORDER: The above standard models may include optional features listed below. Add the indicated suffix(s) for the optional feature(s) desired to the standard model number chosen from above.
ADD SUFFIX MO	Momentary mushroom model
ADD SUFFIX TW	"Turn to Reset" Maintained 40mm mushroom push button model
ADD SUFFIX GM	Guard for standard and optional suffix TW/KR/MO mushroom operator, lockable
ADD SUFFIX MT1	All-metal model, NEMA 1 rated, six contact block capacity, 1/2-3/4" knockout top & bottom
ADD SUFFIX MT4	All-metal model, NEMA 4/12, rated, six contact capacity, 1/2" threaded fitting bottom
ADD SUFFIX MS	All-stainless steel model, NEMA 4X/12 rated, six contact block capacity
ADD SUFFIX XD	Extra depth model for nine contact block capacity
ADD SUFFIX SD	Super depth model for fifteen contact block capacity
ADD SUFFIX IL	Illuminated 40mm model with 24-120V AC/DC red LED (standard-specify other voltage) (Note 1)
ADD SUFFIX KR	Key Release 40mm mushroom model with two keys, key required to reset after operation
ADD SUFFIX JM	Jumbo 60mm mushroom operator
ADD SUFFIX RP1	"Raise lid-Push button" model, padlockable solid lid over flush momentary operator (Note 2 below)
ADD SUFFIX RR	"Raise-lid-Release button" model, padlockable solid lid over extended momentary operator (Note 3 below)
ADD SUFFIX CP1	Same as suffix RP model but with transparent lid showing momentary operator (Note 2 below)
ADD SUFFIX CR	Same as suffix RR model but with transparent lid showing momentary operator (Note 3 below)
ADD SUFFIX HS	Special text or logo imprinted on push button face, specify (minimum quantity/surcharge may apply)
ADD SUFFIX HB	Female PVC entrance fitting installed (bottom of backbox is standard), for 3/4" PVC conduit
ADD SUFFIX CLM	One Clear Hinged Lockout lid for single device, for WPS__: MO/MP/TW/KR/K1-K11 (Note 8)
ADD SUFFIX DLM	Same as suffix CLM but prevents single mushroom (including momentary) from being released/extended (Note 8)
ADD SUFFIX CLMA	Same as suffix CLM but fitted with switch that actuates audible alarm when hinged lockout lid is raised (Notes 1, 10)
ADD SUFFIX DLMA	Same as suffix DLM but fitted with switch that actuates audible alarm when hinged lockout lid is raised (Notes 1, 10)
ADD SUFFIX MDY	Carry 24-A continuous current (I=24A), Switch 12A@120V AC, 10A@24V DC (Pilot Duty- Inductive Loads) Start/Stop Motors: 1.5Hp @ 120V AC, 3Hp @ 240V AC, Terminals accept up to 10 AWG wires
ADD SUFFIX MDYKR	Carry 24-A continuous current (I=24A), Switch 12A@120V AC, 10A@24V DC (Pilot Duty- Inductive Loads) Start/Stop Motors: 1.5Hp @ 120V AC, 3Hp @ 240V AC, Terminals accept up to 10 AWG wires
NOTE:	Contact blocks supplied separately; specify accessories PILNOCB and/or PILNCCB. See Series PIL Accessories pages 4-5. For electrical ratings, see CONTACT BLOCK CHARACTERISTICS at Note 3 page 18. NOTE THAT CONTACT BLOCK CAPACITIES SHOWN ABOVE ARE 50% GREATER THAN OLD CAPACITIES INDICATED IN BULLETIN 120.20.
*NOTE1:	Suffix IL option stations are supplied with a 3" deep metal or 4" deep nonmetallic backbox. LED only on suffix IL illuminated mushroom operators (standard maintained "Pull to Reset" and suffix MO). Suffix CP1 also available with optional incandescent or neon lamp: Add addendum IC or NE to suffix IL (120V standard-specify other). Suffix IL illumination option not available on suffix TW/KR/JM devices.
*NOTE2:	For maintained operation of suffix RP/CP models, use suffix RP2/CP2 for a flush maintained (Push on/Push Off) operator.
*NOTE3:	Suffix RR/CR models require the use of a device (not included) to secure the RR/CR lid in the closed position over the (compressed) extended head operator. When device is removed, the operator releases/extends, raising the lid./The operator is maintained in the extended position until the lid is reclosed and secured. See PILRRPIN and PILRRLCK at Series PIL Accessories page 4-5.

FEATURES

- Large heavy duty mushroom operator, maintained "Pull to Reset" (standard)
- Maintained "Turn to Reset" mushroom model also available: Add model suffix TW
- Momentary mushroom model also available: Add suffix MO
- Nonmetallic NEMA 4X enclosure with stainless steel machine screws (standard)
- Bold, silk screen legends on white enamel aluminium face plate (standard)
- Economy NEMA 1 metal backbox models also available for both surface and flush mount applications
- Standard depth 4 x 4 x 2.375 inch nonmetallic enclosure holds two contact blocks
- Extra depth 4 x 4 x 4.5 inch nonmetallic enclosure holds six contact blocks: Add suffix XD
- Super depth 4 x 4 x 6.5 inch nonmetallic enclosure holds ten contacts blocks: Add suffix SD
- Metal backbox models (surface and flush mount) use 4 x 4 x 3 inch enclosure holding four contacts blocks
- All-metal models meet NYC, Chicago and other specific requirements: Add suffix MT1, MT4 or MS as needed
- Illuminated models include 120V lamp (standard, specify if other voltage desired) in mushroom or round push button (Note 2 above): Add model suffix IL
- Restricted operator access available: See options available above for model suffix RP/RR/CP/CR

- Resticted operator access available: See Series PIL accessory PILCHCOV1 following page
- **Key Release mushroom model restricts reset/release access only: Add suffix KR**
- Contact blocks rated 10 AMP continuous up to 600 volts*

[Back to List of series and information page](#)